



US006803127B2

(12) **United States Patent**
Su et al.

(10) **Patent No.:** US 6,803,127 B2
(45) **Date of Patent:** Oct. 12, 2004

(54) **ENCAPSULATION OF AN ORGANIC ELECTRO-LUMINESCENCE ELEMENT FOR A DISPLAY DEVICE AND METHOD THEREOF**

(75) **Inventors:** Chih-Hung Su, Kaohsiung (TW);
Chih-Feng Sung, Miaoli (TW)

(73) **Assignee:** Au Optronics Corp., Hsinchu (TW)

(*) **Notice:** Subject to any disclaimer, the term of this patent is extended or adjusted under 35 U.S.C. 154(b) by 0 days.

(21) **Appl. No.:** 10/339,019

(22) **Filed:** Jan. 8, 2003

(65) **Prior Publication Data**

US 2004/0043249 A1 Mar. 4, 2004

(30) **Foreign Application Priority Data**

Aug. 30, 2002 (TW) 91119775 A

(51) **Int. Cl.⁷** H05B 33/04

(52) **U.S. Cl.** 428/690; 428/917; 313/504;
313/512; 427/66; 156/182; 257/100

(58) **Field of Search** 428/690, 917,
428/332, 68, 76; 313/504, 506, 512; 427/66;
257/100; 156/182

(56) **References Cited**

U.S. PATENT DOCUMENTS

6,081,071 A * 6/2000 Rogers 313/512
6,656,609 B2 * 12/2003 Takahashi et al. 428/690
2002/0132383 A1 * 9/2002 Hiroki et al. 438/17

FOREIGN PATENT DOCUMENTS

TW 459465 10/2001

* cited by examiner

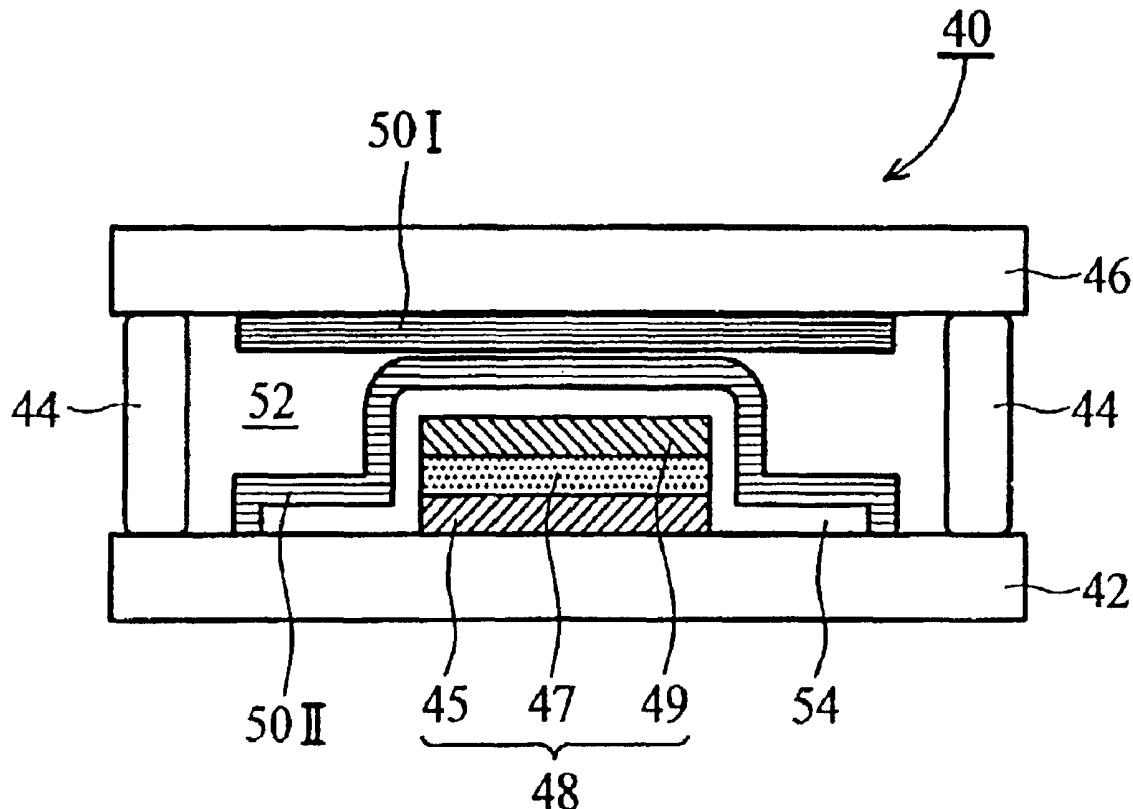
Primary Examiner—Dawn L. Garrett

(74) *Attorney, Agent, or Firm*—Ladas & Parry LLP

(57) **ABSTRACT**

An encapsulation of an organic electro-luminescence element is provided. A luminescent body is formed on the inner surface of a first substrate. A second substrate serves as a planar sealing case. A sealing agent is formed on the rims of the first substrate and the second substrate to bond the first substrate and the second substrate and form an airtight space. A first drying layer is formed on the inner surface of the second substrate within the airtight space.

22 Claims, 2 Drawing Sheets



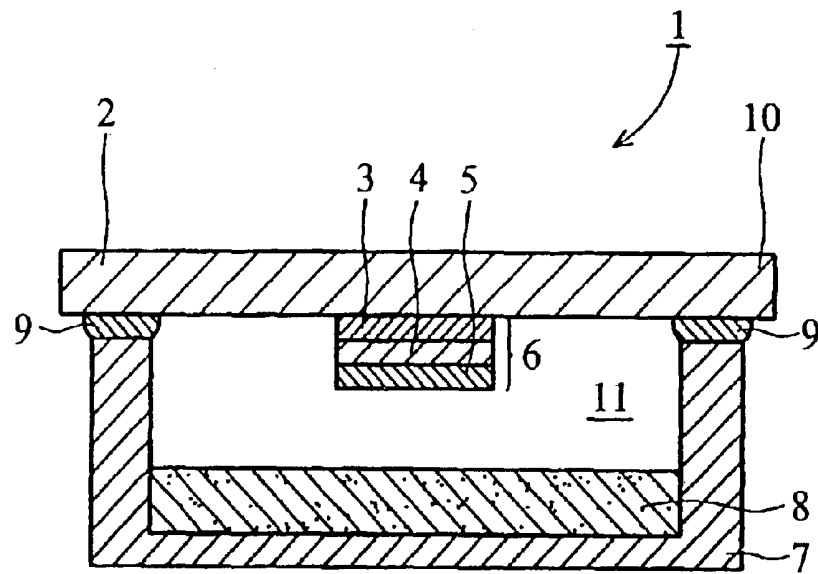


FIG. 1 (PRIOR ART)

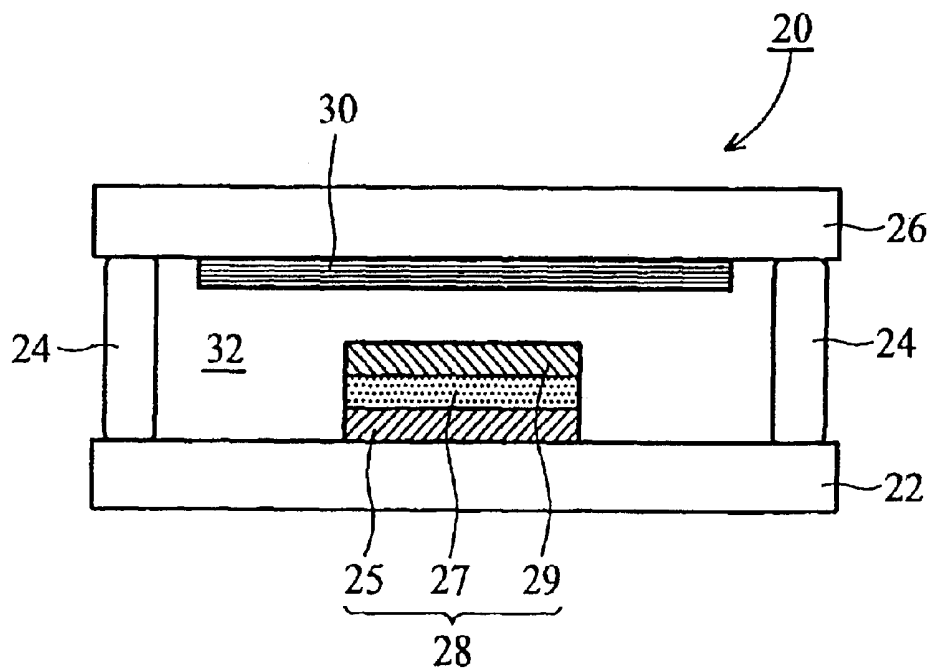


FIG. 2

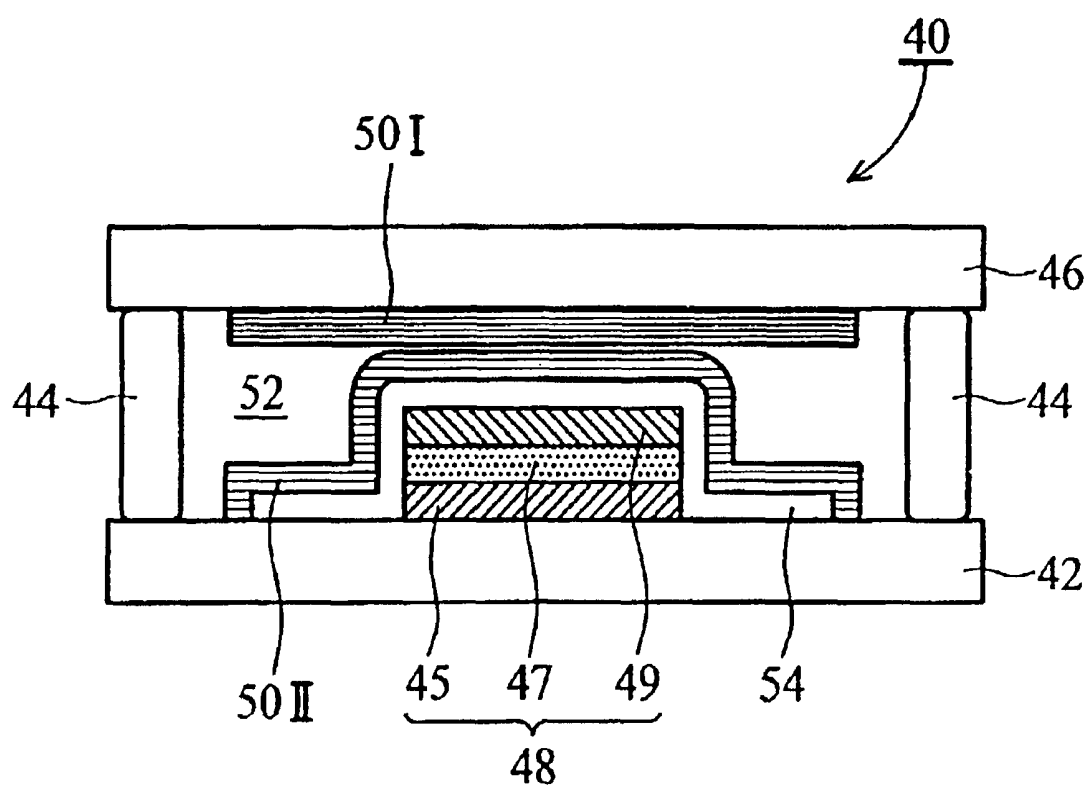


FIG. 3

ENCAPSULATION OF AN ORGANIC ELECTRO-LUMINESCENCE ELEMENT FOR A DISPLAY DEVICE AND METHOD THEREOF

BACKGROUND OF THE INVENTION

1. Field of the Invention

The present invention relates to an organic electro-luminescence (EL) element for a display device and, more particularly, to an encapsulation of an organic EL element for a display device.

2. Description of the Related Art

In an electro-luminescence (EL) element used for a display device, electric current applied to specific fluorescence or phosphorus transforms electricity into luminosity. Based on the materials utilized in a luminescent layer, EL elements are classified into organic and inorganic, wherein the organic EL element employs laminated organic layers having advantages such as thin profile, light-weight, high luminescent efficiency, and low driving voltage. Moreover, based on the materials utilized in an organic luminescent layer, the organic EL elements are classified into molecule-based devices and polymer-based devices. The molecule-based device employs dyes or pigments to form an organic luminescent layer called an organic light emitting display (OLED). The polymer-based device employs conjugate macromolecule to form an organic luminescent layer called a polymer light emitting display (PLED).

In order to prevent the internal space of an organic EL element from developing high humidity, a sealing case is commonly used to package a glass substrate on which metal electrodes and one or more organic luminescent layers are formed. Also, in order to prolong the active lifetime, a desiccant is provided to absorb moisture and impurities generated in the interior space, the water and oxygen permeating from the atmosphere, and the moisture generated from the outgassing effect caused by the bonding agent on the rim of the sealing case. Furthermore, various technologies for reducing interior humidity have been developed to eliminate dark spots, such as forming photo-hardened resin on the glass substrate, plating a metal oxide, fluoride or sulfide on the glass substrate, forming a water-resistant film on the glass substrate, and using an airtight case to package the organic EL element. Nevertheless, other problems, such as leakage current, crosstalk and oxide dissolution, remain to be solved.

As shown in FIG. 1, U.S. Pat. No. 5,882,761 discloses an encapsulation 1 of an organic EL element, which comprises a glass substrate 10, a sealing agent 9 composed of a UV-cured resin formed on the rim of the glass substrate 10, and a sealing case 7 bonded to the glass substrate 10 by the sealing agent 9. Thus, an internal space 11 formed by the glass substrate 10 and the sealing case 7 becomes an airtight space. In the airtight space, a lamination body 6 formed on the glass substrate 10 comprises an anode layer 3, an organic luminescent material layer 4, and a cathode layer 5. A drying substance 8 may be disposed on the bottom of the sealing case 7 and separated from the lamination body 6 by an internal space 11 filled with dried inert gas. The drying substance 8 comprises a solid compound, such as BaO, CaO, CaSO₄, and CaCl₂, which chemically absorbs moisture and remains in solid state. The drying substance 8 is a sheet body fixed on the concave of the sealing case 7 via bonding.

To provide an attachment area for the drying substance 8, however, the fabrication of the sealing case 7 having a

concave bottom necessitates an all-in-one technology, which may encounter problems, such as shaping difficulties, high process costs, and a difficult in applying to glass materials. Also, as the depth of the concave of the sealing case 7 increases, the volume of the internal space 11 increases to provide a larger space for accommodating moisture and oxygen, resulting in an uncertainty of the moisture-absorbing effectiveness provided by the drying substance 8. Moreover, the design of the sealing case 7 having a concave will unfavorably increase the thickness of the encapsulation structure, which does not conform to the development trend toward light-weight, thin profile and small size characteristics of the panel display.

SUMMARY OF THE INVENTION

The present invention provides an encapsulation of an organic electro-luminescence element for a display device and a method for encapsulating the same to solve the problems accompanied by the prior art.

In an encapsulation of an organic electro-luminescence element for a display device, a luminescent body is formed on the inner surface of a first substrate. A second substrate serves as a planar sealing case. A sealing agent is formed on the rims of the first substrate and the second substrate to bond the first substrate and the second substrate and form an airtight space. A first drying layer is formed on the inner surface of the second substrate within the airtight space.

Accordingly, it is an object of the invention to form the drying layer on the planar sealing case by sputtering to simplify the encapsulating process.

It is another object of the invention to form the drying layer on the planar sealing case by sputtering to reduce process cost of the sealing case.

Yet another object of the invention is to form the drying layer on the planar sealing case by sputtering to increase material selectivity of the sealing case.

It is a further object of the invention to provide a combination of the sealing case having a planar profile and the drying layer with an extremely thin deposition, resulting in a smaller volume of the internal space 32 as compared with the prior art.

These and other objects and advantages of the present invention will become readily apparent upon further reference to the following detailed description and the accompanying drawings.

BRIEF DESCRIPTION OF THE DRAWINGS

FIG. 1 is a sectional diagram showing an encapsulation of an organic EL element according to the prior art;

FIG. 2 is a sectional diagram showing an encapsulation of an organic EL element according to the first embodiment of the present invention; and

FIG. 3 is a sectional diagram showing an encapsulation of an organic EL element according to the second embodiment of the present invention.

Similar reference numerals denote corresponding features consistently throughout the attached drawings.

DETAILED DESCRIPTION OF THE INVENTION

[First Embodiment]

FIG. 2 is a sectional diagram showing an encapsulation of an organic EL element according to the first embodiment of the present invention. The encapsulation 20 of an organic EL element comprises a substrate 22, a sealing agent 24 formed

on the rim of the substrate **22**, and a sealing case **26** bonded to the substrate **22** by the sealing agent **24**. Thus, the substrate **22** and the sealing case **26** form an airtight space. Preferably, the substrate **22** is a transparent insulating material such as glass, polymer, or ceramic. The sealing agent **24** may be composed of a UV-cured resin, and the sealing case **26** is preferably a plane substrate made of glass, polymer, ceramic, or metal.

Also, on the inner surface of the substrate **22**, a lamination body **28** is formed by an anode layer **25**, an organic luminescent material layer **27** and a cathode layer **29**. A drying layer **30** is deposited on the inner surface of the sealing case **26** by sputtering and separated from the lamination body **28** by an internal space **32**. In this preferred embodiment of the present invention, the drying layer **30** is a metal oxide (e.g. alkaline metal oxide and alkaline-earth metal oxide), metal sulfide, metal halide, metal perchlorate, or a highly active metal (e.g. alkaline metal and alkaline-earth metal). Preferably, the thickness of the drying layer **30** is less than 10 μm .

The drying layer **30** is sputtered on the inner surface of the sealing case **26** so that it is not necessary to form a concave on the sealing case **26** by an additional shaping process, or fill the internal space **32** with other drying substances. This not only simplifies the encapsulating process and therefore reduces process cost of the sealing case **26**, but also increases material selectivity of the sealing case **26**. Moreover, since sputtering can easily control the quality and thickness of the drying layer **30**, a combination of the sealing case **26** having a planar profile and the drying layer **30** with an extremely thin deposition can result in a smaller volume of the internal space **32** as compared to the prior-art. This feature also conforms to the development trend toward light-weight, thin profile, and small size characteristics of the panel display.

[Second Embodiment]

FIG. **3** is a sectional diagram showing an encapsulation of an organic EL element according to the second embodiment of the present invention. An encapsulation **40** of an organic EL element comprises a substrate **42**, a sealing agent **44** formed on the rim of the substrate **42**, and a sealing case **46** bonded to the substrate **42** by the sealing agent **44**. Thus, the substrate **42** and the sealing case **46** form an airtight space. Preferably, the substrate **42** is a transparent insulating material such as glass, polymer, or ceramic. The sealing agent **44** may be composed of a UV-cured resin, and the sealing case **46** is a plane substrate made of glass, polymer, ceramics, or metal.

Also, a lamination body **48** including an anode layer **45**, an organic luminescent material layer **47** and a cathode layer **49** is formed on the inner surface of the substrate **42**. In this preferred embodiment of the present invention, a buffering layer **54** is deposited on the substrate **42** to cover the lamination body **48**, and a second drying layer **50II** is deposited on the substrate **42** to cover the buffering layer **54**. Furthermore, a first drying layer **50I** is deposited on the inner surface of the sealing case **46**, and separated from the second drying layer **50II** by an internal space **52**. Preferably, the buffering layer **54** is a high dielectric constant material, or a polymer material with a high dielectric constant. In this preferred embodiment of the present invention, the first drying layer **50I** and the second drying layer **50II** are both formed by sputtering. Preferably, the drying layers **50I** and **50II** are metal oxides (e.g. alkaline metal oxide and alkaline-earth metal oxide), metal sulfide, metal halide, metal perchlorate, or a highly active metal (e.g. alkaline metal and alkaline-earth metal). Preferably, the thicknesses of both drying layers **50I** and **50II** are less than 10 μm .

As compared with the first embodiment of the present invention, the second embodiment advantageously forms a protection structure including the buffering layer **54** and the second drying layer **50II** on the lamination body **48** to provide a better drying effect and a longer lifetime for the organic EL element. Also, the combination of the first drying layer **50I**, the second drying layer **50II** and the buffering layer **54** can further reduce the volume of the internal space **52**.

While the present invention has been described with reference to specific embodiments thereof, it is to be understood that the present invention is not limited to the embodiments described above, but rather encompasses any and all embodiments within the spirit and scope of the present invention as set forth in the claims.

What is claimed is:

1. An encapsulation of an organic electro-luminescence element, comprising:

- a first substrate;
- a luminescent body formed on an inner surface of said first substrate;
- a second substrate serving as a planar sealing case;
- a seating agent formed on the rims of said first substrate and said second substrate, said seating agent bonding said first substrate and said second substrate to form an airtight space;
- a first drying layer formed on the inner surface of said second substrate within the airtight space;
- a buffering layer deposited on the inner surface of said first substrate to cover said luminescent body; and
- a second drying layer covering said buffering layer within the airtight space.

2. The encapsulation of an organic electro-luminescence element according to claim 1, wherein said first drying layer is formed by sputtering.

3. The encapsulation of an organic electro-luminescence element according to claim 1, wherein said first drying layer is a metal oxide, metal sulfide, metal halide, metal perchlorate, or a highly active metal.

4. The encapsulation of an organic electro-luminescence element according to claim 1, wherein the thickness of said first drying layer is less than 10 mm.

5. The encapsulation of an organic electro-luminescence element according to claim 1, wherein said sealing agent is composed of a UV-cured resin.

6. The encapsulation of an organic electro-luminescence element according to claim 1, wherein said luminescent body is a lamination structure comprising at least an anode layer, an organic luminescent material layer and a cathode layer.

7. The encapsulation of an organic electro-luminescence element according to claim 1, wherein said buffering layer is a high dielectric constant material or a polymer material with a high dielectric constant.

8. The encapsulation of an organic electro-luminescence element according to claim 1, wherein said second drying layer is a metal oxide, metal sulfide, metal halide, metal perchlorate, or a highly active metal.

9. The encapsulation of an organic electro-luminescence element according to claim 1, wherein said first substrate is a transparent insulating material selected from a group consisting of glass, polymer, and ceramic.

10. The encapsulation of an organic electro-luminescence element according to claim 1, wherein said second substrate is a transparent insulating material selected from a group consisting of glass, polymer, and ceramic.

11. The encapsulation of an organic electro-luminescence element according to claim 1, wherein the organic electro-luminescence element is an organic light emitting display (OLED) or polymer light emitting display (PLED).

12. A method for encapsulating an organic electro-luminescence element, comprising steps of:

providing a first substrate, wherein a luminescent body is formed on an inner surface of said first substrate;

providing a second substrate serving as a planar sealing case;

forming a first drying layer on the inner surface of said second substrate;

forming a buffering layer on the inner surface of said first substrate to cover said luminescent body;

forming a second drying layer to cover said buffering layer within the airtight space; and

forming a sealing agent on the rims of said first substrate and said second substrate, wherein the sealing agent bonds said first substrate and said second substrate to form an airtight space.

13. The method for encapsulating an organic electro-luminescence element according to claim 12, wherein said first drying layer is formed within the airtight space by sputtering.

14. The method for encapsulating an organic electro-luminescence element according to claim 12, wherein said first drying layer is a metal oxide, metal sulfide, metal halide, metal perchlorate, or a highly active metal.

15. The method for encapsulating an organic electro-luminescence element according to claim 12, wherein the thickness of said first drying layer is less than 10 mm.

16. The method for encapsulating an organic electro-luminescence element according to claim 12, wherein said sealing agent is a UV-cured resin.

17. The method for encapsulating an organic electro-luminescence element according to claim 12, wherein said luminescent body is a lamination structure comprising at least an anode layer, an organic luminescent material layer and a cathode layer.

18. The method for encapsulating an organic electro-luminescence element according to claim 12, wherein said buffering layer is a high dielectric constant material or a polymer material with a high dielectric constant.

19. The method for encapsulating an organic electro-luminescence element according to claim 12, wherein said second drying layer is a metal oxide, metal sulfide, metal halide, metal perchlorate, or a highly active metal.

20. The method for encapsulating an organic electro-luminescence element according to claim 12, wherein said first substrate is a transparent insulating material selected from a group consisting of glass, polymer, and ceramic.

21. The method for encapsulating an organic electro-luminescence element according to claim 12, wherein said second substrate is a transparent insulating material selected from a group consisting of glass, polymer, and ceramic.

22. The method for encapsulating an organic electro-luminescence element according to claim 12, wherein said organic electro-luminescence element is an organic light emitting display (OLED) or polymer light emitting display (PLED).

* * * * *

专利名称(译)	用于显示装置的有机电致发光元件的封装及其方法		
公开(公告)号	US6803127	公开(公告)日	2004-10-12
申请号	US10/339019	申请日	2003-01-08
[标]申请(专利权)人(译)	友达光电股份有限公司		
申请(专利权)人(译)	友达光电		
当前申请(专利权)人(译)	友达光电.		
[标]发明人	SU CHIH HUNG SUNG CHIH FENG		
发明人	SU, CHIH-HUNG SUNG, CHIH-FENG		
IPC分类号	H05B33/04 H01L51/52		
CPC分类号	H01L51/5237 H05B33/04 Y10T428/23 Y10T428/239 Y10T428/26 Y10S428/917 H01L51/5253 H01L51/5259		
代理机构(译)	LADAS & PARRY LLP		
优先权	091119775 2002-08-30 TW		
其他公开文献	US20040043249A1		
外部链接	Espacenet USPTO		

摘要(译)

提供有机电致发光元件的封装。发光体形成在第一基板的内表面上。第二基板用作平面密封壳。在第一基板和第二基板的边缘上形成密封剂，以粘合第一基板和第二基板，并形成气密空间。在气密空间内的第二基板的内表面上形成第一干燥层。

